

Fundraising	\$179,127	21.8%
Bequests	\$378,080	46%
Special Events	\$34,714	4.2%
Tribute & Memoriam	\$25,859	3.1%
Monthly Donors	\$12,632	1.5%
Auxiliary	\$150,000	18.2%
Unsolicited	\$10,715	1.3%
New Hospital Donations	\$1,000	0.1%
Investment Income / Gains / Losses	\$30,340	3.7%

1.8

Full-time Staff

11

Volunteer Board Members


12.2%

Admin Costs

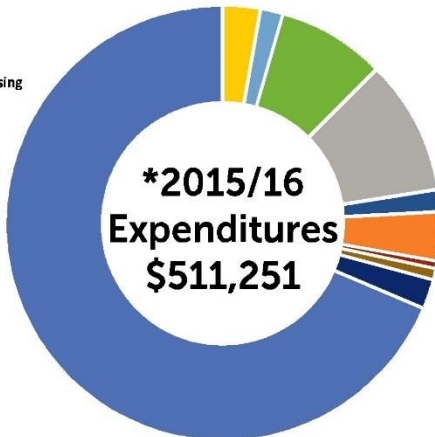
\$4.⁶⁶

Returned For Every \$1 Spent

\$7 MILLION INVESTED IN PECM HOSPITAL



3%	Fundraising	\$15,428
1.5%	Special Events	\$7,678
8.2%	Wages & Benefits - Fundraising	\$42,130
9.9%	Wages & Benefits - Admin	\$50,750
1.8%	Audit & Bookkeeping	\$9,355
3.4%	Investment Management	\$17,182
0.6%	Advertising & Promotion	\$3,144
1%	Postage	\$4,902
2.1%	Office / Computer	\$10,588
68.5%	Disbursements to Quinte Health Care	\$350,094

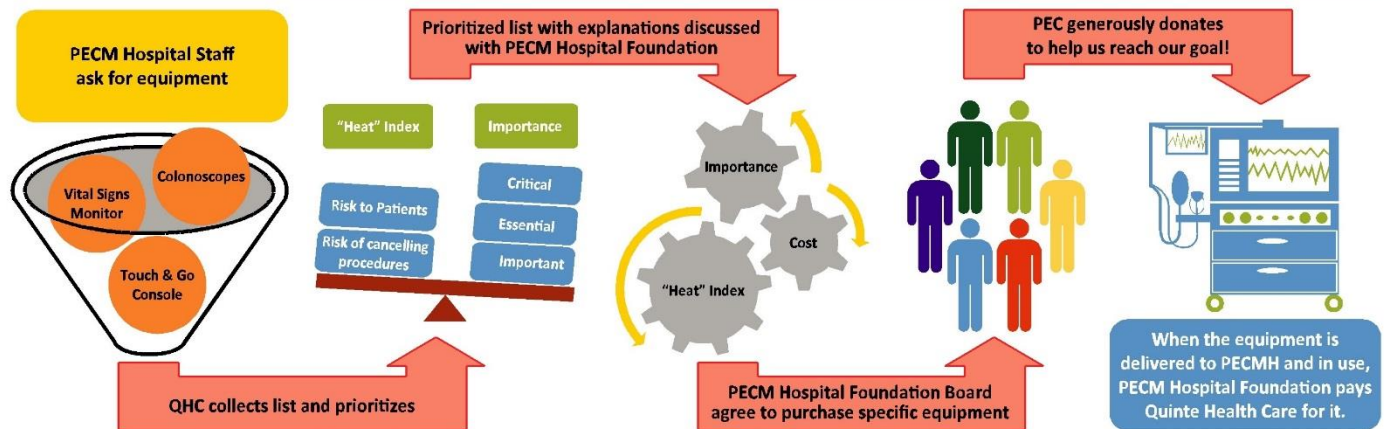


*Quinte Health Care donates office space, computers, IT support and telephones services.

HOSPITAL VISITS IN A YEAR



EQUIPMENT PROCESS



*Unaudited results for 2015/16. Our Audited Financial Statements will be available on our website at www.pecmh.ca in late June.